



**HAL**  
open science

# Free Higher Education. Regressive Transfer or Implicit Loan?

Vincent Vandenberghe

► **To cite this version:**

Vincent Vandenberghe. Free Higher Education. Regressive Transfer or Implicit Loan?. 2005. halshs-00603474


**HAL Id: halshs-00603474**

**<https://shs.hal.science/halshs-00603474>**

Submitted on 25 Jun 2011

**HAL** is a multi-disciplinary open access archive for the deposit and dissemination of scientific research documents, whether they are published or not. The documents may come from teaching and research institutions in France or abroad, or from public or private research centers.

L'archive ouverte pluridisciplinaire **HAL**, est destinée au dépôt et à la diffusion de documents scientifiques de niveau recherche, publiés ou non, émanant des établissements d'enseignement et de recherche français ou étrangers, des laboratoires publics ou privés.



LES CAHIERS DE RECHERCHE EN EDUCATION ET FORMATION

## Free Higher Education

Regressive Transfer or Implicit Loan?

*V. Vandenberghe<sup>\*!</sup>*

N° 44 • SEPTEMBER 2005 •



L'éducation et la formation constituent des enjeux fondamentaux pour la société contemporaine. Deux équipes de recherche à l'UCL se préoccupent de ces questions : le Groupe interfacultaire de recherche sur les systèmes d'éducation et de formation (GIRSEF) et la Chaire UNESCO de pédagogie universitaire (CPU).

Le GIRSEF est un groupe de recherche pluridisciplinaire fondé en 1998 afin d'étudier les systèmes d'éducation et de formation, réunissant des sociologues, économistes, psychologues et psychopédagogues. L'attention est portée notamment sur l'évaluation des résultats des systèmes éducatifs en termes d'équité et d'efficacité, sur leurs modes de fonctionnement et de régulation, sur les politiques publiques à leur endroit, les logiques des acteurs principaux ou encore sur le fonctionnement local des organisations de formation et l'engagement et la motivation des apprenants. Sur le plan empirique, ses recherches portent essentiellement sur le niveau primaire et secondaire d'enseignement, mais aussi sur l'enseignement supérieur et la formation d'adultes.

La Chaire de Pédagogie Universitaire (CPU) a été créée en mai 2001 et a reçu le label de Chaire UNESCO en septembre 2002. Elle assure également le secrétariat et la coordination du Réseau Européen de Recherche et d'Innovation en Enseignement Supérieur (RERIES), réseau européen des chaires Unesco sur l'Enseignement supérieur. Elle a pour mission de contribuer à la promotion de la qualité de la pédagogie universitaire à l'UCL, en contribuant à la fois à la recherche dans ce domaine et en coordonnant une formation diplômante en pédagogie universitaire (DES en pédagogie universitaire).

Ces équipes se sont associées en 2004 pour proposer les **Cahiers de recherche en Éducation et Formation**, qui font suite aux Cahiers de recherche du Girsef, dont 25 numéros sont parus entre 1999 et 2003. La série des Cahiers de recherche en Éducation et Formation a pour objectif de diffuser les résultats des travaux menés au sein de la CPU et du GIRSEF auprès d'un large public, tant les chercheurs qui s'intéressent aux questions de l'éducation et de la formation qu'auprès des acteurs et décideurs de ces deux mondes.

La compilation de l'ensemble des onze cahiers parus en 2004 est maintenant disponible dans un volume imprimé qui peut être commandé à partir du site [www.i6doc.com](http://www.i6doc.com), notre partenaire éditorial.

Par ailleurs, chacun des cahiers de la série, depuis le premier numéro, peut être téléchargé gratuitement depuis le site d'I6doc ([www.i6doc.com](http://www.i6doc.com)) et depuis les sites du GIRSEF ([www.girsef.ucl.ac.be](http://www.girsef.ucl.ac.be)) et de la CPU ([www.cpu.psp.ucl.ac.be](http://www.cpu.psp.ucl.ac.be)).

Responsable de la publication : Mariane Frenay

Secrétariat de rédaction : Nadine Didier


---

\* Economics Department, IRES, Université Catholique de Louvain, 3 place Montesquieu, B-1348 Belgium. Email : [vandenbergh@ires.ucl.ac.be](mailto:vandenbergh@ires.ucl.ac.be). Fax : + 32 (0)10 47 39 45

<sup>1</sup> We would like to thank F. Waltenberg and participants of the EALE-SOLE 2005 conference for their helpful comments and suggestions on preliminary versions of this text. All remaining errors and omissions are ours. This research benefited from the ARC convention 02/07-274 (French-Speaking Community of Belgium) and the grant PAI P5/10 (Belgian Federal Government). A similar version of this paper was published in the Economics Department Working Paper No 2005-31.

## Table of content

Abstract	4
Introduction	4
1. Financing higher education via an implicit loan mechanism: a simple model	5
1.2. Income tax	5
1.3. Refinements	6
2. Empirical evaluation	7
2.1. Data	7
2.2. Taxation profiles	8
3. Results and concluding comments	10
Bibliography	12



## Abstract:

Should access to higher education remain 'free'? Theoretical answers to this question are at least two-fold. First, public higher education is said to be regressive as a privileged minority profits from extra human capital, and all the private benefits it generates, while the general public foots the bill. A frequent reply is that higher education students enjoying 'free' access are implicitly borrowing public money that they pay back when entering the labour market, via progressive income taxes. Using a simple lifecycle framework this paper produces realistic estimates of how much graduates are likely to 'reimburse' society via income tax. Using Belgian data on higher education public expenditure and in-

come taxes paid by both graduates and non-graduates over their lifetime, we show that the implicit reimbursement rate ranges from 37% to 95%. It is much higher for bachelors than master graduates, and for males.

**JEL classification:** I28 (Education: Government Policy), H520 (National Government Expenditures and Education).

**Key words:** Higher Education Finance, Regressive Transfers, Implicit Loans.

## Introduction

In most European countries, public financing has been considered as the traditional approach for supporting higher education. Even if tuition fees have been introduced in various countries, they only contribute for a small amount in addition to resources provided by governments. The average subsidy rate for higher education<sup>1</sup> in European countries ranges from 76% to 99% (Debande, 2003). In most cases the subsidy rate is above 90%. But this situation is currently debated. The existing economic literature (Johnes & Geske 1993 ; Creedy, 1995) suggests at least two strains of apparently conflicting reasoning on this issue.

First, many economists consider that using public to finance higher education is regressive (Hansen & Weisbrod, 1969 ; Barr, 2001, 2002 ; Chapman 1997, 2001 ; Johnstone, 2004). Despite public financing and decades of political efforts to democratise access to higher education, enrolment and diplomation statistics reveal the persistence of a strong social bias in favour of better-off students. A socially privileged minority gains access to human capital, and all the private benefits it generates, while the general public foots the bill. Other economists (Creedy, 1995 ; Levy-Garboua, 1999 ; de la Fuente & Jimeno, 2005 ; Vandenberghe, 2004) reply that higher education students enjoying 'free' higher education are just implicitly borrowing public money that they pay back when entering the labour market, via progressive income taxes. Financing higher education with income tax money imposes an obvious burden on those who do not invest in higher education. But it is not a

---

<sup>1</sup> Defined as the share of direct public expenditure in educational institutions and total public subsidies to households and other private entities in total sources of funds for higher education.

'free' good from the point of view of the graduates who must pay higher taxes than otherwise during their working lives (Creedy, 1995). This is the implicit loan argument.

The central aim of this paper is to disentangle these two apparently conflicting arguments. It is to develop and estimate a model of finance by implicit loan, in which the *ex post* contributions by both graduates (ie, the magnitude of implicit reimbursements) and non-graduates (ie, the importance of potentially regressive transfers) are identified.

Section 1 exposes the simple model developed to assess the outcomes of a system where public higher education operates as an implicit loan mechanism. Section 2 contains the presentation of the Belgian data exploited to estimate this model and the method developed to estimate the level of contributions that non-graduates and different categories of graduates are likely to make via progressive income taxation. Section 3 contains the results and concludes.

## 1. Financing higher education via an implicit loan mechanism: a simple model

As stated in the introduction, 'free' higher education can be conceived as an implicit loan mechanism: student enjoy 'free' access but they are implicitly charged when entering the labour market, via higher income taxes. Before moving to empirical analysis and simulation (section 2) we need to develop a simple model reproducing – with a reasonable level of realism -- the functioning of a such a system.

We shall assume that the current level of per student public spending corresponds to a human capital loan or investment (*INV*) made by society on a (fraction) of a particular cohort. It takes place at the age of 18 and lasts until age 65. Non-graduates start repaying immediately, provided they make enough money to pay income taxes. While graduates logically start repaying later: at the age 22 for bachelor graduates and 24 for master graduates. In other words, we envisage the situation where public resources financing a particular cohort's 'free' higher education is equivalent to a piece of public debt, issued when individuals are aged 18 and paid gradually during their whole working live.

### 1.2. Income tax

Implicit loans are paid by income tax. We thus need to build taxation profiles *T* capturing future fiscal contributions by individuals, at different points of their adult lifetime. We also need to express these values – and all the others at stake -- in *present* value Euros. Said differently, monetary units of a certain age of the cohort's lifecycle. We retained the age of 24.

But not all income tax receipts from a particular cohort are used to finance higher education investment. A reasonable and simple assumption is to consider that there will be a fraction  $\eta$  of present value of total income taxes implicitly used to cover investment costs. In algebraic term the value of  $\eta$  must verify:

$$N INV (1+r)^5 = \eta [N \sum_a [T_{a,g} (1+\vartheta)^{a-24} / (1+r)^{a-24}] + (P-N) \sum_a [T_{a,ng} (1+\vartheta)^{a-24} / (1+r)^{a-24}]] \quad [1]$$

where:

- *a* ranging from 18, 22 or 24 (the moment of labour market entrance) to 65 (the end of working live);
- *T* is the expected amount of income tax paid by the representative individual (graduate and non-graduate);
- *r* the discount rate;



- $N$  is the number of graduates in a cohort,  $P$  is the size of the whole population;
- $\tau$  capturing the general tendency of wages and thus taxes to grow, due for example to technological progress<sup>2</sup>;

The second term of the right-hand term in equation 1 reflects the contribution of non-graduates (those who do not attend higher education). Equation 1 can be restated, after dividing both sides by  $N$ , to become:

$$INV (1+r)^5 = \eta [\Sigma_a [T_{a,g}(1+\tau)^{a-24} / (1+r)^{a-24}]] + \theta \Sigma_a [T_{a,ng}(1+\tau)^{a-24} / (1+r)^{a-24}]] \quad [2]$$

with  $\theta \equiv (P-N)/N$  the relative importance of non-graduates vis-à-vis graduates.

From equation 2 we derive the central expression of our analysis:

$$RIR_g \equiv \eta \Sigma_a [T_{a,g} (1+\tau)^{a-24} / (1+r)^{a-24}] / INV (1+r)^5 \quad [3]$$

where  $RIR_g$  captures the rate of implicit reimbursement of educational investment by graduates. The higher this rate, the lower the level of regressive transfers between non-graduates and graduates.

Note that if we assume that  $T$  is the result of progressive taxation of annual gross wage ie,  $T(gw)=bgw+c(gw)^2$  with  $c>0$ , we clearly have that -- for any value of  $\eta$  --  $\eta T$  is also progressive<sup>3</sup>.

Finally, it is also implicit from equations 1,2 & 3 that the data we will be using are *cross-sectional* and not longitudinal. Transforming these data in lifetime

wage functions or profiles need to be done with some care. As suggested by Jacobs (2002), the main reason why cross-sections differ from time-series is that there is wage growth due to total factor productivity gains (technological progress). This justify the presence of  $\tau$  capturing the general tendency of wages -- and thus taxes -- to grow in real terms.

### 1.3. Refinements

Higher education is vast and relatively heterogeneous. The typical investment on a student attending a bachelor program ( $dur=3$  years) is obviously less important than the one made on someone attending a master ( $dur=5$  years). In addition, annual per student costs ( $INVY$ ) can vary across programs. It makes thus perfect sense to consider that implicit borrowing varies significantly among graduates. This justifies assuming implicit loans of different size across categories  $k$  or graduates.

$$INV_k = dur_k INVY_k \quad [4]$$

Similarly, tax contribution is likely to vary a lot among graduates. Hence, it might interesting to estimate the rate of implicit reimbursement of higher education costs by category  $k$ .

$$RIR_{g,k} = \eta \Sigma_a [T_{a,g,k}(1+\tau)^{a-24} / (1+r)^{a-24}] / INV_k (1+r)^5 \quad [5]$$

<sup>3</sup> Considering that progressivity requires rising average tax rate ( $ATR$ ), we have indeed:

$$\begin{array}{l} \underline{T(gw)} : \quad \underline{\eta T(gw)} \\ ATR=b+c.gw \quad ATR=\eta(b+c.gw) \\ ATR \text{ rises with } gw \text{ if } c>0 \quad ATR \text{ is also rising with } gw \text{ if } c>0 \end{array}$$

## 2. Empirical evaluation

In the simple model above, the key variables are the taxation profiles ( $T$ ) of non-graduates and graduates and the implicit reimbursement of educational investment by graduates ( $RIR$ ). The former will be estimated here after, while the results for the latter are presented in section 3. We could immediately have moved to the simulation exercise, using somehow arbitrary values for each of these parameters. But the result would be trivial and bring little substance to the paper. So we opted for the more appealing approach that consists of estimating the value of the profiles or parameters using real information on tax payments of both graduates and non-graduates.

### 2.1. Data

Our data come from a 2002 Belgian survey: the Panel Study on Belgian Households (PSBH). For a sample of 4,068 individuals it provides data on annual net and gross wages, participation to labour market, working hours and personal characteristics (age, gender, region of residence and – most importantly – education). These data are useful to evaluate the relationship between the type of higher education (bachelor or master<sup>4</sup> degrees) and wage or taxation at different stages of individuals' career, relative to less educated people.

**Table 1** – Sample statistics. Sample size (*row %*) and breakdown by education level, gender and geographical area

Gender	Region	Highest degree obtained				Total
		Less than secondary	Secondary	Higher education (bachelor program*)	Higher Education (master program**)	
Male	Flanders	357 (0.31)	396 (0.34)	226 (0.19)	183 (0.16)	1162 (1.00)
	Wallonia & Brussels	234 (0.30)	243 (0.31)	121 (0.16)	175 (0.23)	773 (1.00)
Female	Flanders	317 (0.26)	459 (0.38)	329 (0.27)	118 (0.10)	1223 (1.00)
	Wallonia & Brussels	273 (0.30)	272 (0.30)	181 (0.20)	184 (0.20)	910 (1.00)
<b>Total</b>		1181	1370	857	660	4068

\* non-university \*\*mainly university

---

4 Typically organised within universities





## 2.2. Taxation profiles

We do not use these individual data directly to compute taxation. The amount of missing values about net and (even more importantly) gross wages would represent a significant loss of information. Our strategy is inferential as it aims at using individual data to estimate plausible taxation by age profiles.

We first use individual net wage data ( $w_i$ ), to estimate the OLS coefficients of a 2<sup>nd</sup> order polynomial function of experience (equation 6), separately for non-graduates and graduates, but also sub-categories of graduates (bachelor, master, male, female...).

$$w_i = \alpha + \beta \exp_i + \gamma (\exp_i)^2 + \varepsilon_i \quad [6]$$

where potential work experience ( $\exp$ ) is defined as the number of years since (theoretical) graduation age (ie; 17 for secondary school drop-outs, 19 for secondary education; 21 for bachelors, 23 for masters). Note that the dependent variable covers part-time workers as well as people without salaries. Strictly speaking thus, it combines the wage and employment benefits of education. In the Belgian context, the second effect is particularly important. As shown by Karasiotou (2004) up to 50% of the total labour market benefit of education is generated by higher employment rates.

Second, using equation 6 OLS coefficients ( $\alpha, \beta, \gamma$ ), we compute expected net wage by age<sup>5</sup> profiles ( $w_{a,j,k}$ ) for graduates ( $j=g$ ) and non-graduates ( $j=ng$ ), as

well as for different categories  $k$  of graduates (bachelor vs master degree, female vs males, people living in Flanders vs Wallonia or Brussels).

A third step implies computing expected tax by age profiles ( $T_{a,j,k}$ ). This is done in two stages. We first estimate the OLS coefficients of the individual gross wage ( $gw_i$ ) regressed on a 2<sup>nd</sup> order polynomial of net wage ( $w_i$ ).

$$gw_i = \gamma + \delta w_i + \zeta (w_i)^2 + v_i \quad [7]$$

We then compute the expected gross wage ( $gw_{a,j,k}$ ) by applying equation 7 OLS coefficients ( $\gamma, \delta, \zeta$ ) to the values generated by the net wage by age profile ( $w_{a,j,k}$ ). Our taxation profiles are obtained simply by taking the difference between expected net and gross wages ( $T_{a,j,k} \equiv gw_{a,j,k} - w_{a,j,k}$ ). Examples of these profiles are displayed in graphs 1 & 2.

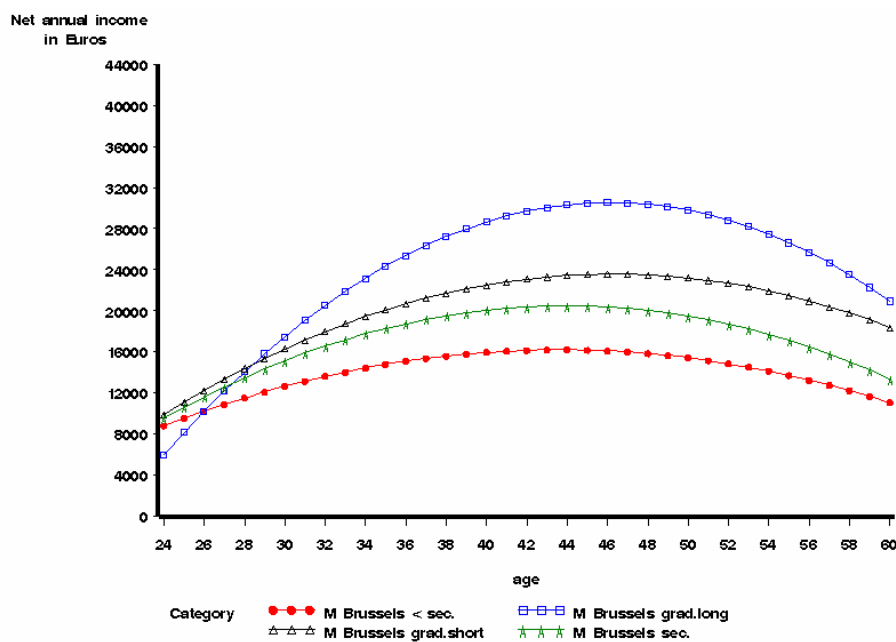
Results suggest sizeable differences in lifetime contributions. They also clearly show that higher education graduates are likely to pay more taxes on wages. These estimates also confirm the persistence of significant gender gaps.

Note also that our profiles can be used to estimate present values of lifetime gross wages and taxes and thus of the level of progressivity inherent to the current level taxation in Belgium. Results are displayed in graph 3.

---

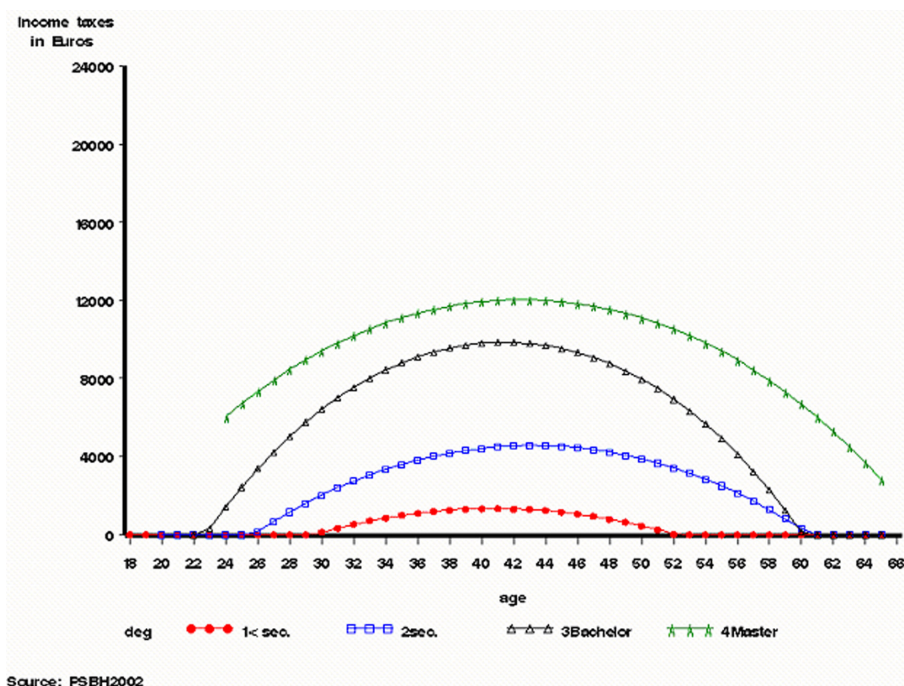
<sup>5</sup> The shift from wage/experience to wage/age function is immediate. We simply use the relation between age and potential labour experience (ie,  $a \equiv$  theoretical graduation age +  $\exp$ )

**Graph 1 – Annual net income profiles. Breakdown by degree. Males living in Wallonia & Brussels**



Source: PSBH2002

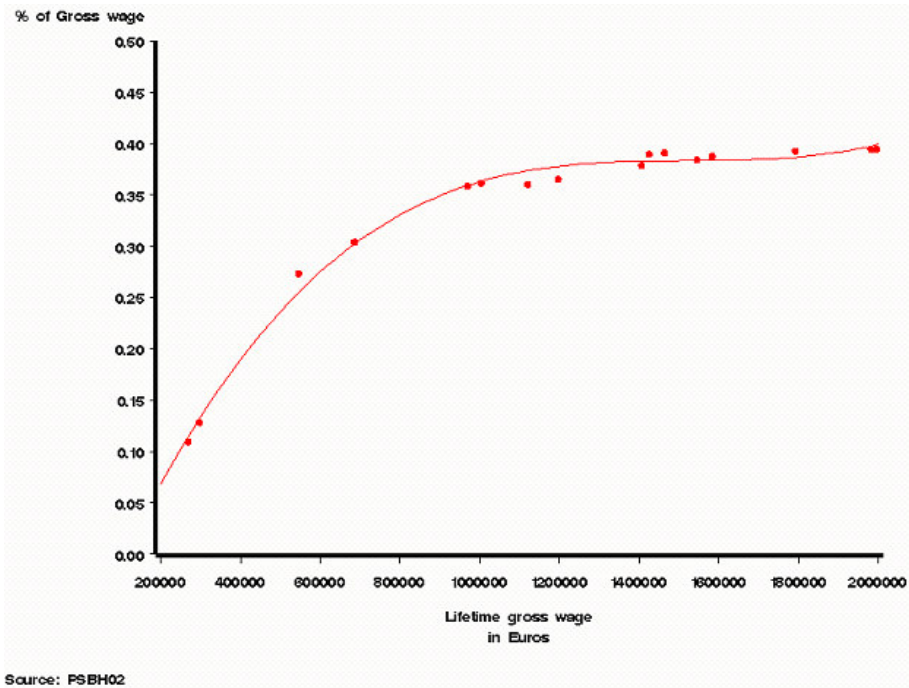
**Graph 2 – Annual net income profiles. Breakdown by degree. Females living in Wallonia & Brussels**



Source: PSBH2002



Graph 3– Average lifetime tax (taxes as % of gross wage) according to level of lifetime gross wage (ie, tax progressivity)



### 3. Results and concluding comments

The last set of estimates to report are the most interesting ones. Computations of implicit reimbursement rates ( $RIR_g$ ,  $RIR_{g,k}$  in equations 3 & 5) presented here are based on the following technical assumptions. Following Jabocs (2002), general level of wage and tax receipts grow at an annual rate of 2 percent ( $\tau=0.02$ ). Remember that the justification for this could be that technical progress generates productivity gains that somehow benefit all individuals, and eventually produces extra tax receipts<sup>6</sup>. We also assume a discount rate ( $r$ ) of 4 percent, equal to the historical return on public (risk free) European bonds.

<sup>6</sup> In the case of Belgium, but also Netherlands (Jacobs, 2002), this might be a lower bound. Long-term statistics of hourly wage growth suggest actual rates can reach 3%.

Investment is made at age 18, and payment starts at age 18, 22 or 24. All values are expressed in Euros at the age of 24. The amount of money invested ( $INV$ ) at the age of 18 is 6,000\*3 Euros for bachelor students (ie, 21,900 Euros at the age of 24) and 8,000\*5 Euros (ie, 48,666 Euros at the age of 24) for master degrees. Finally, the proportion of a cohort that is likely to graduate is set to 35 percent ( $\theta = (1-0.35)/0.35$  in equation 2). These figures reflect the situation of the Belgian higher education system at the beginning of the XXI century.

Assuming the progressive wage tax system as it currently operates in Belgium remains unchanged, we estimate that the average rate of implicit reimbursement ( $RIR$ ) for a typical graduate is 52 %. In others words, for every Euro spent on higher education,

about 48 cents is paid by the rest of the cohort that does not attend higher education.

Table 2 contains the detailed value for the various type  $k$  of graduates ( $RIR_{g,k}$ ). It shows essentially that bachelor graduates are likely to reimburse a greater proportion of what society has invested in them than students who attend university and get master degrees. For bachelor males, the rate can reach 95%,

while it is only of 48% for males who graduate from masters. The other major result is that female graduates are likely to reimburse much less than their male counterpart. A female with a bachelor degree will repay a maximum of 49% of the initial investment. And one with a master degree is expected to pay back 35% of what she received via 'free' access to university.

**Table 2** – Rate of implicit reimbursement ( $RIR_k$ ) of higher education public investment. Breakdown by higher education degree, gender and region

Gender	Region	Bachelor graduates*	Master graduates**
Female	Flanders	0.47	0.35
	Wallonia & Brussels	0.49	0.34
Male	Flanders	0.95	0.48
	Wallonia & Brussels	0.83	0.47

\* 3 year programs (non-university). Investment worth 21,900 Euros at the age of 24.

\*\* 5 year programs (mainly university). Investment worth 48,666 Euros at the age of 24.

These results should be considered with caution. The gender differences for example that appear in table 2 could be partially offset if we could account for the fact that girls tend to be over-represented in less expensive study programs (social sciences, liberal arts, psychology...). The reader should also keep in mind that the results presented here are not based on longitudinal data, but cross-sectional observations from which lifecycle wage and taxation profiles are inferred. Further work is thus needed to check the robustness of these results.

This said, they give some credit to those who claim that 'free' higher education is just a form of implicit loan that graduates tend to reimburse at a further stage of their life. In the Belgian context, it seems that males students attending bachelor/non-university programs are bound to reimburse up to 95% of what they received from society. But this percentage is significantly lower for university students taking master degrees, and females in general. For these categories, the idea that public financing might be regressive has still a strong appeal.



## Bibliography

- Barr, N. (2001), *The Welfare State as Piggy Bank: Information, Risk, Uncertainty, and the Role of the State*, Oxford University Press, Oxford.
- Barr, N. (2002), *Funding higher education: policies for access and quality*, House of Commons Education and Skills Committee, London.
- Chapman, B. (1997), Conceptual Issues and the Australian Experience with Income Contingent Charges for Higher Education, *The Economic Journal*, 107 (442),;738-751.
- Chapman, B. (2001), Australian higher education financing: issues for reform, *Centre for Economic Policy Research, DP No 434*, Australian National University.
- Creedy, J. (1995), *The Economics of Higher Education. An Analysis of Taxes vs. Fees*, Edward Elgar, Cheltenham, the UK.
- Debande, O. (2003), Student finance schemes: a market assessment, *EIB sector paper*, EIB, Luxembourg.
- de La Fuente, A, & Jimero, J.F. (2005), The Private and Fiscal Returns to Schooling and the Effect of Public Policies and Private Incentives to Invest in Education: A General Framework and Some Results for the EU, Documentos de Trabajo, Direccion General de Presupuestos, Ministerio de Economia Y Hacienda, Spain.
- Hansen, W.L. & Weisbrod, B.A. (1969), The distribution of Costs and Direct Benefits of Public Higher Education: The Case of California, *Journal of Human Resources*, 4, 176-191.
- Jacobs, B. (2002), An investigation of education finance reform – Graduate taxes and income contingent loans in the Netherlands, *CPB Discussion Paper*, July.
- Johnes, G. & Geske, T.G. (1993), *The Economics of Education*, The MacMillan Press, London.
- Johnstone, B. (2004), The economics and politics of cost sharing in higher education: comparative perspectives, *Economics of Education Review*, 23, 403–410
- Karasiotou, P. (2004), General education vs vocational training : How do they affect individual labour market performance ?, *IRES Discussion Paper*, No 2004-14.
- Levy-Garboua, L. (1999), Le financement public d'un enseignement supérieur de masse, in Bourdon, J & Thélot, C (eds.), *Education et Formation : l'apport de la recherche aux politiques éducatives*, volume édité en hommage à Jean-Claude Eicher, Paris : CNRS Editions, 271-285.
- OECD (2000), Trends and Driving Factors in Income Distribution and Poverty in the OECD Area, *Labour market and social policy- occasional papers*, 42, Paris.
- Taber, C.R, (2001) The Rising College Premium in the Eighties: Return to College or Return to Unobserved Ability?, *Review of Economic Studies*, 68(3), 665-91
- Vandenberghe, V. (2004), L'université doit-elle être gratuite ?, *Problèmes Economiques*, 2850 (avril), La documentation française, Paris.

## Cahiers de Recherche en Éducation et Formation

Déjà Parus :

Thiéry F., Zachary M-D., De Villé Ph., Vandenberghe V. (1999) Enseignement initial : les enjeux du développement de l'enseignement supérieur sur fond de crise de l'enseignement secondaire qualifiant, *Les cahiers de Recherche du GIRSEF*, n° 1.

Conter B., Maroy C., Urger F. (1999) Le développement de la formation professionnelle continue en Belgique francophone, *Les cahiers de Recherche du GIRSEF*, n° 2.

Vandenberghe V. (1999) Regard rétrospectif sur la dynamique des dépenses d'enseignement en Communauté française de Belgique :1988-1998, *Les cahiers de Recherche du GIRSEF*, n° 3.

Dupriez V., Maroy C. (1999) Politiques scolaires et coordination de l'action, *Les cahiers de Recherche du GIRSEF*, n° 4.

Doray, P. (2000) Les articulations entre formation professionnelle initiale et formation continue au Québec :quelques pistes de travail, *Les cahiers de Recherche du GIRSEF*, n° 5.

Casalfiore S. (2000) L'activité des enseignants en classe. Contribution à la compréhension de la réalité professionnelle des enseignants, *Les cahiers de Recherche du GIRSEF*, n°6.

Vandenberghe V. et Zachary M-D. (2000) Efficacité-équité dans l'enseignement secondaire de la Communauté Wallonie Bruxelles : essai d'évaluation dans le cadre d'une comparaison internationale, *Les cahiers de Recherche du GIRSEF*, n°7.

Vandenberghe V. (2000) Enseignement et iniquité : singularités de la question en Communauté Wallonie-Bruxelles, *Les cahiers de Recherche du GIRSEF*, n°8.

Guyot J.-L., Bonami M. (2000) Modes de structuration du travail professoral et logiques disciplinaires à l'Université, *Les cahiers de Recherche du GIRSEF*, n°9.

Cattonar B. (2001) Les identités professionnelles enseignantes. Ebauche d'un cadre d'analyse. *Les cahiers de Recherche du GIRSEF*, n°10.

Maroy C. et Doray, P. (2001) La construction des relations écoles / entreprises. Le cas de la formation en alternance en Communauté Française de Belgique et au Québec, *Les cahiers de Recherche du GIRSEF*, n°11.

Maroy C. (2001) Le modèle du praticien réflexif à l'épreuve de l'enquête, *Les cahiers de Recherche du GIRSEF*, n°12.

Mangez E. (2002) Régulation et complexité des rapports familles – écoles, *Les cahiers de Recherche du GIRSEF*, n°13.

Waltenberg F. D. (2002) Polarisation et appariements sélectifs des individus. Etat de la question , *Les cahiers de Recherche du GIRSEF*, n°14.

Waltenberg F. D. et Vandenberghe V. (2002) Etat des lieux de mobilité des élèves en cours de scolarité primaire en Communauté française Wallonie – Bruxelles. Une analyse économique et quantitative, *Les cahiers de Recherche du GIRSEF*, n°15.

Casalfiore S. (2002) Les petits conflits quotidiens dans les classes de l'enseignement secondaire. I. Nature et sens des transgressions sociales à l'origine des conflits dans la dyade enseignant-élève, *Les cahiers de Recherche du GIRSEF*, n°16



## Cahiers de Recherche en Éducation et Formation (suite)

De Villé Ph. (2002) Equal opportunity in the educational system and the ethics of responsibility, *Les cahiers de Recherche du GIRSEF*, n°17

Maroy M. et Cattonar B. (2002) Professionnalisation ou déprofessionnalisation des enseignants ? Le cas de la Communauté française de Belgique. *Les cahiers de Recherche du GIRSEF*, n°18.

Dauphin N. et Verhoeven M. (2002) La mobilité scolaire au cœur des transformations du système scolaire. *Les cahiers de Recherche du GIRSEF*, n°19.

Casalfiore S. (2003) Les petits conflits quotidiens dans les classes de l'enseignement secondaire. II. Nature des stratégies de résolution, *Les cahiers de Recherche du GIRSEF*, n°20

Casalfiore S. (2003) Les petits conflits quotidiens dans les classes de l'enseignement secondaire. III. Conception de l'autorité chez les élèves, *Les cahiers de Recherche du GIRSEF*, n°21

Vandenbergh V. (2003) Un enseignement secondaire technique et professionnel (dé)valorisé ?, *Les cahiers de Recherche du GIRSEF*, n°22

Dupriez V. (2003) La coordination du travail dans les établissements scolaires: les différentes voies de construction de l'accord, *Les cahiers de Recherche du GIRSEF*, n°23

Dupriez V. et Draelants H. (2003) Classes homogènes versus classes hétérogènes : les apports de la recherche à l'analyse de la problématique, *Les cahiers de Recherche du GIRSEF*, n°24

Letor C. et Vandenbergh V. (2003) L'accès aux compétences est-il plus (ini)équitable que l'accès aux savoirs traditionnels ?, *Les cahiers de Recherche du GIRSEF*, n°25

Galand B. et Gillet M.-P. (2004) Le rôle du comportement de la direction dans l'engagement professionnel des enseignants, *Les cahiers de Recherche du GIRSEF*, n°26

Dupriez V. et Vandenbergh V. (2004) L'école en Communauté française de Belgique : de quelle inégalité parlons-nous? *Les cahiers de Recherche en Éducation et Formation*, n°27

Vandenbergh V. (2004) Achievement Effectiveness and Equity. The role of Tracking, Grade-Repetition and Inter-school Segregation, *Les cahiers de Recherche en Éducation et Formation*, n°28

Galand B. et Vanlede M. (2004) Le sentiment d'efficacité personnelle dans l'apprentissage et la formation : Quel rôle joue-t-il? D'où vient-il? Comment intervenir? *Les cahiers de Recherche en Éducation et Formation*, n°29

Vandenbergh V. (2004) Les tendances longues de l'accumulation du capital humain en Belgique, *Les cahiers de Recherche en Éducation et Formation*, n°30

Dupriez V. et Dumay X. (2004) L'égalité dans les systèmes scolaires : effet école ou effet société ? *Les cahiers de Recherche en Éducation et Formation*, n°31

Waltenberg F. (2004) What is justice in education? Sketch of answer based on theories of justice and economics. *Les cahiers de Recherche en Éducation et Formation*, n°32

Frenay M. et Paul C. (2004) Le développement de projets pédagogiques : reflet ou source de l'engagement de l'enseignant universitaire dans ses activités d'enseignement ? *Les cahiers de Recherche en Éducation et Formation*, n°33

## Cahiers de Recherche en Éducation et Formation (suite)

Dumay X. (2004) Effet établissement : effet de composition et/ou effet des pratiques managériales et pédagogiques ? Un état du débat. *Les cahiers de Recherche en Éducation et Formation*, n°34

Dupriez V. (2004) La place de l'évaluation comme ressource pour le pilotage des systèmes scolaires : état des lieux en Belgique francophone et en Angleterre. *Les cahiers de Recherche en Éducation et Formation*, n°35

Dumay X. et Dupriez V. (2004) Effet établissement : effet de processus et/ou effet de composition ? *Les cahiers de Recherche en Éducation et Formation*, n°36

Galand B., Bourgeois E. et Frenay M. (2005) The impact of a PBL curriculum on students' motivation and self-regulation. *Les cahiers de Recherche en Éducation et Formation*, n°37

Bonami M. (2005) Evaluation interne et évaluation externe : concurrence ou complémentarité? *Les cahiers de Recherche en Éducation et Formation*, n°38

Galand B. (dir.) (2005) L'échec à l'université en Communauté française de Belgique. *Les cahiers de Recherche en Éducation et Formation*, n°39

Draelants H. et Giraldo S. (2005) La politique d'éducation au risque de sa réception sur le terrain. Analyse de la mise en œuvre d'un dispositif d'« année complémentaire » dans trois établissements contrastés. *Les cahiers de Recherche en Éducation et Formation*, n°40

Vandenberghe V. et Debande O. (2005) Deferred and Income-Contigent Higher Education Fees. An empirical assessment using Belgian data. *Les cahiers de Recherche en Éducation et Formation*, n°41

Maroy C. (2005) Les évolutions du travail enseignant en Europe. Facteurs de changement, incidences et résistances. *Les cahiers de Recherche en Éducation et Formation*, n°42

Sprietsma M. et Waltenberg F. (2005) The effect of teachers' wages on student achievement: evidence from Brazil. *Les cahiers de Recherche en Éducation et Formation*, n°43