



**HAL**  
open science

## Debt, deficits and finite horizons: the stochastic case

Roger E.A. Farmer, Carine Nourry, Alain Venditti

► **To cite this version:**

Roger E.A. Farmer, Carine Nourry, Alain Venditti. Debt, deficits and finite horizons: the stochastic case. 2009. halshs-00439336

**HAL Id: halshs-00439336**

**<https://shs.hal.science/halshs-00439336>**

Preprint submitted on 7 Dec 2009

**HAL** is a multi-disciplinary open access archive for the deposit and dissemination of scientific research documents, whether they are published or not. The documents may come from teaching and research institutions in France or abroad, or from public or private research centers.

L'archive ouverte pluridisciplinaire **HAL**, est destinée au dépôt et à la diffusion de documents scientifiques de niveau recherche, publiés ou non, émanant des établissements d'enseignement et de recherche français ou étrangers, des laboratoires publics ou privés.

# **GREQAM**

**Groupement de Recherche en Economie  
Quantitative d'Aix-Marseille - UMR-CNRS 6579  
Ecole des Hautes Etudes en Sciences Sociales  
Universités d'Aix-Marseille II et III**


**Document de Travail  
n°2009-24**

---

## **DEBT, DEFICITS AND FINITE HORIZONS : THE STOCHASTIC CASE**

**Roger FARMER  
Carine NOURRY  
Alain VENDITTI**

**May 2009**



# DEBT, DEFICITS AND FINITE HORIZONS: THE STOCHASTIC CASE

ROGER E.A. FARMER, CARINE NOURRY, AND ALAIN VENDITTI

ABSTRACT. We introduce aggregate uncertainty and complete markets into Blanchard's (1985) perpetual youth model. We show how to construct a simple formula for the pricing kernel in terms of observable aggregate variables. We study a pure trade version of our model and we show it behaves much like the two-period overlapping generations model. Our methods are easily generalized to economies with production and they should prove useful to researchers who seek a tractable stochastic model in which fiscal policy has real effects on aggregate allocations.

## I. INTRODUCTION

For the past twenty years macroeconomists have used the Real Business Cycle model (RBC) to study stochastic fluctuations in aggregate economic activity. In that model, an infinitely lived family makes decisions for all subsequent generations. The model is elegant and simple and captures many of the features of real world business cycles but it has strong properties that follow from the representative agent assumption. Among them: 1) the real interest rate in the long run is pinned down by the representative agent's rate of time preference, 2) an expansionary fiscal policy in the form of a tax financed transfer has no first order effects on aggregate economic activity and 3) in a model of multiple infinitely lived agents with time separable preferences the income distribution is degenerate.

Paul Samuelson (1958) proposed an alternative 'overlapping generations' model (OG) in which a sequence of overlapping finitely lived agents trade with each other. In Samuelson's original paper there were three generations of agents. It has since been extended to multiple generations and has been used to study optimal fiscal policy (Diamond 1965), intergenerational transfers (Kotlikoff and Summers 1981) and social security policy (Imrohoroglu, Imrohoroglu and Joines 1999). Long lived versions of

---

*Date:* November 25, 2009.

*Key words and phrases.* Overlapping generations, indeterminacy, sunspot equilibria, aggregate uncertainty.

This study is supported in part by NSF grant #0720839 and by French National Research Agency grant (ANR-08-BLAN-0245-01).

the model have been analyzed computationally by Rios-Rull (1996) and the dynamics of the two-period version have been analyzed by David Gale (1973).

The overlapping generations model has very different properties from that of the representative agent model but it does not lend itself to empirical work because realistically calibrated versions of the model are described by very high order difference equations. To circumvent this problem, Olivier Blanchard (1985) and Philippe Weil (1989) have studied a model populated by a measure of long-lived agents that die, and are replaced, with a fixed probability that is independent of age. This *perpetual youth model* combines features of the representative agent model with the OG framework in a tractable way and versions of the model have been used to study a variety of issues in macroeconomics.

The purpose of this paper is to extend Blanchard's analysis to the stochastic discrete time case by studying a pure trade version of the perpetual youth model with aggregate endowment shocks. We introduce a technique for solving the model in the presence of a complete set of securities and we show that it behaves much like the two-period model studied by David Gale (1973). Although our focus is on solution methods, our results should be of interest to researchers interested in analytic methods for studying the impact of fiscal policy in stochastic overlapping generations models both with and without production.

## II. RELATIONSHIP TO THE LITERATURE

Our paper is connected to two distinct literatures. Beginning with Cass and Shell's (1983) work on sunspot equilibria, a body of work developed on determinacy in overlapping generations models with and without complete markets. Some early examples from this extensive literature include Farmer and Woodford (1984) and Spear (1985). Other papers including Zilcha (1991), Chattopadhyay and Gottardi (1999), Chattopadhyay (2005) and Bloise and Calciano (2008) have studied optimality in these models.

Cass and Shell (1983) exploited an equivalence between a model with a complete set of Arrow securities and a model with complete contingent commodities to establish the existence of sunspot equilibria. Following work on spanning by Duffy and Huang (1985), Talmain (1999) has studied the number of assets needed to span the commodity space in a two period overlapping generations model. This is the closest paper to our own in this literature although Talmain's work, like all of the other papers we have cited, deals with finite horizon agents.

Our paper is connected to a second literature that developed from the perpetual youth model of Blanchard (1985) and Weil (1989). That model forms the core of a recent literature, both theoretical and empirical, that formulates and estimates macroeconomic models in which fiscal policy matters. It includes papers by Ghironi (2003), Ganelli (2003; 2005), Botman et. al. (2006) and Farmer (2009). The device of assuming long-lived agents who die with fixed probability is a useful one because it allows the researcher to construct tractable models in which Ricardian equivalence (see Barro (1974)) breaks down and fiscal transfers have real effects.

But although the perpetual youth model is tractable, the versions that have been worked out in the existing literature, do not allow for aggregate shocks. Empirical work based on this model must add shocks to the linearized non-stochastic model. That is an unsatisfying and ad hoc solution since the way that aggregate uncertainty enters the model could potentially affect the behavior of the aggregate equations. Even if a first order approximation works well, there is no guidance from the non stochastic model on how to incorporate second order effects that one would need to study interactions between aggregate quantities and risk spreads. In the current paper, we show how to construct the pricing kernel in a pure trade model with long-lived perpetual youth consumers with logarithmic preferences and aggregate shocks. In future work we plan to extend our results to a wider class of preferences and to embed our results in a production economy.

### III. THE MODEL

We assume that a new cohort of individuals is born each period. Agents die with fixed probability which is independent of age. This important assumption implies that all agents discount the future in the same way and it leads to a single concept of aggregate human wealth that greatly simplifies the structure of the set of competitive equilibria.

Each household survives into the subsequent period with a fixed probability  $\pi$  and every period a proportion  $(1 - \pi)$  of households dies. At the beginning of each period, households have  $n$  children. It follows that if  $N_t$  is the number of agents alive at date  $t$  then

$$N_{t+1} = (\pi + n)N_t \tag{1}$$

is the number of agents alive at date  $t + 1$ . Depending on whether  $\pi + n$  is greater or smaller than one, the total population will increase or decrease over time. We assume that  $\pi + n > 1$  and we normalize the initial population to one,  $N_0 = 1$ .

The combination of birth and death processes implies that at any point in time there are  $(\pi + n)^t$  agents alive of whom  $\pi(\pi + n)^{t-1}$  are “old”, i.e. survivors from the previous period  $t - 1$ , and  $n(\pi + n)^{t-1}$  are “young”, i.e. newly born in period  $t$ .

The per-period utility function of the agents is logarithmic. For a typical agent  $i$ , utility at date  $t$  is given by the expression

$$U_t^i = \log(c_t^i). \quad (2)$$

We consider an exchange economy with a single consumption commodity and stochastic endowments in which uncertainty unfolds in a sequence of periods. Uncertainty each period is indexed by a finite set of states  $\mathbf{S} = \{S_1, \dots, S_n\}$ . Define the set of  $t$ -period histories  $\mathbf{S}^t$  recursively as follows:

$$\begin{aligned} \mathbf{S}^1 &= \mathbf{S} \\ \mathbf{S}^t &= \mathbf{S}^{t-1} \times \mathbf{S}, \quad t = 2, \dots \end{aligned} \quad (3)$$

The households in this economy trade a complete set of Arrow securities. Let  $Q_t^\tau(S^\tau)$  represent the price of the security that pays one unit of the consumption commodity if and only if history  $S^\tau \in \mathbf{S}^\tau$  occurs at date  $\tau$ . Using this notation  $Q_t^{t+1}(S')$  is the price of an Arrow security. This is a claim, sold at date  $t$ , to one unit of the consumption good for delivery at date  $t + 1$  if and only if state  $S'$  occurs. Let the probability that  $S'$  occurs at date  $t + 1$  be given by  $p(S')$  and assume that this probability is independent of time.

Each period  $t$ , the agents of household  $i$  receive an endowment  $w_t^i(S)$  if state  $S \in \mathbf{S}$  is realized. They purchase consumption commodities  $c_t^i(S)$  and they accumulate a portfolio of the  $n$  securities  $a_{t+1}^i(S')$ , where there is one security for each of the values of  $S'$ .

Since the household may not survive into period  $t + 1$ , we assume, as in Blanchard (1985), that there exists an actuarially fair annuities market. The existence of this market implies that the household pays price  $\pi Q_t^{t+1}(S')$  for a claim to one unit of consumption in period  $t + 1$  if and only if state  $S'$  occurs *and* the household is alive. We assume that this security is issued by a competitive annuity sector that earns zero profit in equilibrium. If the household dies, its claim reverts to the company that issued the annuity. We will describe the balance sheet of this sector in Section V.

Given our assumptions, the representative family born in period  $h$  faces the following sequence of budget constraints,

$$\sum_{S' \in \mathbf{S}} \pi Q_t^{t+1}(S') a_{t+1}^i(S') = a_t^i(S) + w_t^i(S) - c_t^i(S), \quad t = h \dots \infty, \quad (4)$$

together with the set of no-Ponzi scheme conditions,

$$\lim_{T \rightarrow \infty} \pi^{T-h} Q_h^T(S^T) a_h^i(S^T) \geq 0, \text{ for all } S^T \in \mathbf{S}^T, \quad (5)$$

one for every possible history that might occur. These constraints imply that the household must plan to remain solvent in every possible history. The term  $a_{t+1}^i(S')$  is the quantity of security  $S'$  purchased for price  $\pi Q_t^{t+1}(S')$  at date  $t$ . The terms  $a_t^i(S)$  and  $w_t^i(S)$  on the right side of (9) are respectively the sole security that has positive value at date  $t$  and the endowment received at date  $t$  if state  $S$  is realized.  $c_t^i(S)$  is the household's purchase of consumption commodities.

The human wealth of household  $i$  is defined recursively by the equation,

$$h_t^i(S) = w_t^i(S) + \sum_{S' \in \mathbf{S}} \pi Q_t^{t+1}(S') h_{t+1}^i(S'). \quad (6)$$

By iterating this expression it follows that, as long as human wealth is finite,

$$h_t^i(S) = \sum_{\tau=t}^{\infty} \left[ \pi^{\tau-t} \sum_{S^\tau \in \mathbf{S}^\tau} Q_t^\tau(S^\tau) w_\tau^i(S^\tau) \right]. \quad (7)$$

The assumption that human wealth is finite requires that

$$\lim_{T \rightarrow \infty} \pi^{T-h} Q_h^T(S^T) w_h^i(S^T) = 0, \text{ for all } S^T \in \mathbf{S}^T. \quad (8)$$

In a representative agent model with no uncertainty and a constant growth rate of endowments, a condition like this implies that the interest rate must exceed the growth rate. Our condition is weaker. In the perpetual youth model the household values future assets using the factor  $\pi Q_t^{t+1}$  instead of  $Q_t^{t+1}$  reflecting the fact that it may not survive into the subsequent period and this fact implies that the perpetual youth model may display inefficient equilibria in which the interest rate is less than the growth rate.

Equations (4) – (8) can be combined to write a single budget constraint for the household,

$$\sum_{\tau=t}^{\infty} \left[ \pi^{\tau-t} \sum_{S^\tau \in \mathbf{S}^\tau} Q_t^\tau(S^\tau) c_\tau^i(S^\tau) \right] \leq h_t^i(S) + a_t^i(S). \quad (9)$$

A representative family maximizes the following intertemporal stream of discounted utilities

$$\mathbf{E}_t \left\{ \sum_{\tau=t}^{+\infty} (\pi\beta)^{\tau-t} \log(c_\tau^i(S^\tau)) \right\} \quad (10)$$

subject to the budget constraint (9), where  $\beta \in (0, 1)$  is the discount factor. The first order condition for this maximization program is given by the following set of first

order conditions, one for each of the  $n$  states  $S' \in \mathbf{S}$ ,

$$Q_t^{t+1}(S')c_{t+1}^i(S') = \beta c_t^i(S)p(S'). \quad (11)$$

Recall that  $p(S')$  is the probability that state  $S'$  occurs. As is well-known, with a logarithmic utility function, the solution to the household's problem is given by the following policy function

$$c_t^i(S) = (1 - \beta\pi) (a_t^i(S) + h_t^i(S)). \quad (12)$$

This equation instructs the household, in the optimal plan, to consume a fixed fraction of wealth each period.

#### IV. DEFINING AGGREGATE VARIABLES

The equilibrium of the perpetual youth model is complicated. The economy contains an infinite number of agents indexed by date of birth and each of these agents takes decisions based on the realization of uncertainty at the date he was born. As with all long-lived generations models, a complete description of the equilibrium requires that one keep track of the wealth distribution across agents and, in this model, the wealth distribution is an infinite dimensional object.

Blanchard made two assumptions that simplify the description of equilibrium. First, preferences are logarithmic.<sup>1</sup> Second, all agents die with the same probability that is independent of age. These assumptions imply that consumption is linear in wealth and they allow one to derive a simple set of equations in the aggregate state variables that completely characterizes their behavior. Our contribution in this paper is to extend this idea to the case of aggregate uncertainty by assuming the existence of a complete set of Arrow securities.

To describe an equilibrium, our first task is to define a set of aggregate state variables. For this purpose we will divide the population into two groups that correspond roughly to the young and the old in a standard two-period overlapping generations model.

Let  $\mathcal{A}_t$  be the index set of all agents that are alive at date  $t$ . Recall that a proportion  $\pi$  of these agents will survive into period  $t + 1$ . Similarly, let  $\mathcal{N}_{t+1}$  denote the set of newborns at period  $t + 1$ . For any date  $t + 1$  and any variable  $x$  let  $x_t^i$  be the quantity

---

<sup>1</sup>This assumption can be extended to homothetic preferences with some additional algebra. We have not pursued that complication here since it considerably increases the complexity of the mathematics needed to characterize an equilibrium.



of that variable held by household  $i$  and let  $x_t$  be the aggregate quantity. Then,

$$\pi \sum_{i \in \mathcal{A}_t} x_{t+1}^i + \sum_{i \in \mathcal{N}_{t+1}} x_{t+1}^i = \sum_{i \in \mathcal{A}_{t+1}} x_{t+1}^i = x_{t+1}. \quad (13)$$

Notice that  $\mathcal{A}_{t+1} \neq \mathcal{A}_t \cup \mathcal{N}_{t+1}$  as  $(1 - \pi)N_t$  agents die at the end of period  $t$  while  $nN_t$  agents are born at the beginning of period  $t + 1$ .

Equation (13) says that any aggregate variable  $x$  can be defined as the sum over groups of people in two different ways. We can add up  $x^i$  over everyone who was alive yesterday and add it to the sum over everyone who is born today. Or we can add up  $x^i$  over everyone who is alive today. Using this notation, define  $A_t$ ,  $W_t$ ,  $C_t$  and  $H_t$  as follows,

$$A_t = \sum_{i \in \mathcal{A}_t} a_t^i, \quad W_t = \sum_{i \in \mathcal{A}_t} w_t^i, \quad C_t = \sum_{i \in \mathcal{A}_t} c_t^i, \quad H_t = \sum_{i \in \mathcal{A}_t} h_t^i. \quad (14)$$

We also define each of these variables in per capita terms,

$$a_t = \frac{A_t}{N_t}, \quad w_t = \frac{W_t}{N_t}, \quad c_t = \frac{C_t}{N_t}, \quad h_t = \frac{H_t}{N_t}, \quad (15)$$

where  $N_t$  evolves according to Equation (1).

## V. GOVERNMENT, LIFE INSURANCE AND ANNUITIES

We assume the existence of a competitive annuities sector that issues Arrow securities as liabilities. Here, we describe how this sector operates. Each period, the annuities sector issues a set of  $n$  securities. Security  $S'$  is sold to the household sector for price  $\pi Q_t^{t+1}(S')$ . In addition to these assets, we assume the existence of a government that issues debt  $B_{t+1}$  in the form of pure discount bonds.  $B_{t+1}$  is a claim to  $B_{t+1}$  units of the consumption good at date  $t + 1$  in every state of nature. The assumption of no riskless arbitrage implies that a claim of this kind will sell for price  $Q_t^{t+1}$  in period  $t$  where,

$$Q_t^{t+1} = \sum_{S' \in \mathbf{S}} Q_t^{t+1}(S'). \quad (16)$$

We will study the case where  $B_{t+1}$  may be positive (the government is in debt) or negative (the government owns claims on the private sector). Note that debt of this kind is conceptually distinct from the ‘money’ of Samuelson’s (1958) paper since it is denominated in units of consumption. It represents an indexed bond.

We will take the initial value of debt as given: It may be positive or negative. We will study policies in which the debt is rolled over from one period to the next with neither taxation nor government purchases of commodities. We leave these additional features for future work.

## VI. EQUILIBRIUM RELATIONSHIPS BETWEEN AGGREGATE VARIABLES

In this section we put together the behavioral relationships and our definitions to derive a set of equations that will hold, in equilibrium, between the per capita debt  $b_t = B_t/N_t$ ,  $Q_t^{t+1}(S')$ ,  $w_t(S)$ ,  $a_t(S)$  and  $h_t(S)$ . We begin with government policy.

The assumption that government rolls over its debt in each period implies that debt each period is described by the following difference equation,<sup>2</sup>

$$B_{t+1} \sum_{S'} Q_t^{t+1}(S') = B_t. \quad (17)$$

It follows from Equations (1) and (17) that

$$(\pi + n)b_{t+1} \sum_{S'} Q_t^{t+1}(S') = b_t. \quad (18)$$

Next we turn to human wealth. We will derive a recursive expression for aggregate human wealth that is similar to Equation (6), the expression for individual human wealth. We arrive at this expression by summing Equation (6) over the set  $\mathcal{A}_t$  of agents alive at date  $t$ . The derivation is in Appendix A.

$$h_t(S) = w_t(S) + \pi \sum_{S'} Q_{t+1}(S') h_{t+1}(S'). \quad (19)$$

Now consider the relationship between per capita consumption and wealth. Using the equilibrium on the asset market as given by

$$\sum_{i \in \mathcal{A}_t} a_t^i(S) = B_t \quad (20)$$

it follows from summing Equation (12) over all agents alive at date  $t$  that

$$c_t(S) = (1 - \beta\pi)(b_t + h_t(S)). \quad (21)$$

Using the market clearing condition, this expression implies,

$$w_t(S) = (1 - \beta\pi)(b_t + h_t(S)). \quad (22)$$

Finally, we seek an equation that describes the price of an Arrow security as a function of  $w_t$  and  $h_t$ . In a representative agent model we could find an expression for this price by taking the ratio of aggregate consumption at two different dates. Something similar will work here, but we need to account for changes in the set

---

<sup>2</sup>Note that this equation can also be obtained as the aggregation of the households' budget constraints (4).

of agents over time. Appendix A shows how to derive the following expression for  $Q_t^{t+1}(S')$ .

$$Q_t^{t+1}(S') = \frac{\pi\beta w_t(S)p(S')}{(\pi+n)w_{t+1}(S') - (1-\beta\pi)nh_{t+1}(S')}. \quad (23)$$

## VII. SOLVING THE MODEL

In this section we write down equations in two different state variables. Either of these representations can be used to characterize the properties of equilibria. Our first variable is the ratio of human wealth to the endowment. We call this  $z_t(S)$  and we define it as,

$$z_t(S) = \frac{h_t(S)}{w_t(S)}. \quad (24)$$

To derive a dynamic expression in  $z_t(S)$ , we first combine Equations (19) and (23), to give,

$$h_t(S) = w_t(S) + \beta\pi^2 w_t(S) \sum_{S'} \frac{h_{t+1}(S')p(S')}{(\pi+n)w_{t+1}(S') - (1-\beta\pi)nh_{t+1}(S')}. \quad (25)$$

Dividing this expression through by  $w_t(S)$  gives the expression we seek,

$$z_t(S) = 1 + \beta\pi^2 \sum_{S'} \frac{z_{t+1}(S')p(S')}{\pi+n - (1-\beta\pi)nz_{t+1}(S')}. \quad (26)$$

We can also write the right hand side as an expectation,

$$z_t(S) = 1 + \beta\pi^2 \mathbf{E}_t \left[ \frac{z_{t+1}(S')}{\pi+n - (1-\beta\pi)nz_{t+1}(S')} \right]. \quad (27)$$

Next, we turn to an equivalent expression to characterize equilibria using government debt as a state variable. Substituting equation (23) into equation (18), we obtain the following expression,

$$(\pi+n)\beta\pi w_t(S)b_{t+1} \sum_{S'} \frac{p(S')}{(\pi+n)w_{t+1}(S') - (1-\beta\pi)nh_{t+1}(S')} = b_t. \quad (28)$$

Now use Equation (22) to write human wealth as a function of debt,

$$h_{t+1}(S') = \frac{w_{t+1}(S')}{1-\beta\pi} - b_{t+1}, \quad (29)$$

and substitute this into (28) to give the equation we seek,

$$b_t = (\pi+n)\beta\pi w_t(S)b_{t+1} \mathbf{E}_t \left[ \frac{1}{\pi w_{t+1}(S') + (1-\beta\pi)nb_{t+1}} \right]. \quad (30)$$

## VIII. DETERMINISTIC DYNAMICS

Although we are ultimately interested in the stochastic properties of the model, we turn first to the special case when there is no aggregate uncertainty by setting  $w_t(S) = w$  for any date  $t$  and any state  $S$ . This special assumption leads to the following non-stochastic difference equation in  $z_t$  which characterizes feasible sequences of human wealth in a competitive equilibrium.

$$z_t = 1 + \frac{z_{t+1}\beta\pi^2}{\pi + n - (1 - \beta\pi)nz_{t+1}}, \quad (31)$$

$$z_1 = \frac{1}{1 - \beta\pi} - \frac{\bar{b}}{w_1}, \quad (32)$$

where  $\bar{b}$  is initial government debt.

We can also state this an equation that uses debt as the state variable,

$$b_t = \frac{(\pi + n)\beta\pi w b_{t+1}}{\pi w + (1 - \beta\pi)nb_{t+1}}, \quad (33)$$

$$b_1 = \bar{b}. \quad (34)$$

Solving (31) at the steady state  $z_t = z$  yields the following second degree polynomial

$$z^2 - z \left[ \frac{\pi + n}{n} + \frac{1}{1 - \beta\pi} \right] + \frac{\pi + n}{n(1 - \beta\pi)} = 0, \quad (35)$$

which has two distinct steady states

$$z_1 = \frac{\pi + n}{n} \text{ and } z_2 = \frac{1}{1 - \beta\pi}. \quad (36)$$

Solving Equation (33) at the steady state  $b_t = b$  yields also two distinct values which are associated with the steady state values of  $z_1$  and  $z_2$ :

$$b_1 = \frac{\pi w [\beta(\pi + n) - 1]}{n(1 - \beta\pi)} \text{ and } b_2 = 0. \quad (37)$$

Finally, we derive from equation (23) evaluated along a deterministic path two associated values for the price of the Arrow securities at the steady state, namely:

$$Q_1 = \frac{1}{\pi + n} \text{ and } Q_2 = \beta. \quad (38)$$

We state these results as a proposition,

*Proposition 1.* In the deterministic version of this economy with  $w_t(S) = w$  for any date  $t$  and any state  $S$ , there exist two distinct steady states for  $(z, b, Q)$  such that

$$(z_1, b_1, Q_1) = \left( \frac{\pi + n}{n}, \frac{\pi w [\beta(\pi + n) - 1]}{n(1 - \beta\pi)}, \frac{1}{\pi + n} \right), \quad (39)$$

and

$$(z_2, b_2, Q_2) = \left( \frac{1}{1 - \beta\pi}, 0, \beta \right). \quad (40)$$

Recall that the equilibrium gross rate of interest is given by  $R = \frac{1}{Q}$ . It follows that the interest factors in these two steady state equilibria are such that:

$$R_1 = \frac{1}{Q_1} = \pi + n \quad \text{and} \quad R_2 = \frac{1}{Q_2} = \frac{1}{\beta}. \quad (41)$$

Since  $n + \pi > 1$ , by assumption, the gross interest rate in both steady state equilibria is positive and the wealth of each household is well defined. Notice however, that if  $1/\beta < \pi + n$ , the second of these steady state equilibria is dynamically inefficient with  $R_2 < \pi + n$ .

David Gale (1973) studied dynamics of a two period model with a government liability that he called money. His model led to a difference equation that is very similar to the one that we have derived for the perpetual youth model. Following Gale we refer to steady state 1 as the golden rule steady state since it has the property that the interest rate paid by households is equal to the population growth rate. We refer to steady state 2 as the autarkic steady state since it has the property that each household will choose to consume its endowment in equilibrium and there is no inter-generational borrowing or lending.

The steady state value for government debt at the golden rule,  $b_1$ , can be positive or negative depending on whether  $\frac{1}{\beta}$  is larger or lower than  $\pi + n$ . David Gale suggested the following classification. An economy where  $\frac{1}{\beta} > \pi + n$  is called classical. An economy for which  $\frac{1}{\beta} < \pi + n$  is called Samuelson. In a classical economy the autarkic steady state is dynamically efficient with an interest rate that exceeds the growth rate. In a Samuelson economy the autarkic steady state is dynamically inefficient with an interest rate that is less than the growth rate.<sup>3</sup> In a classical economy, steady state debt is negative at the golden rule. In a Samuelson economy it is positive.

The sign of government debt at the golden rule has implications for the local stability properties of the respective steady states. Consider the difference equation (33) which can be restated as a backward-looking difference equation as follows:

$$b_{t+1} = \frac{\pi w b_t}{(\pi + n)\beta\pi w - (1 - \beta\pi)n b_t} \equiv g(b_t). \quad (42)$$

Differentiating with respect to  $b_t$ , it follows that  $g'(b_1) = \beta(\pi + n)$  and  $g'(b_2) = 1/[\beta(\pi + n)]$ . We use this result to state Proposition 2:

---

<sup>3</sup>Gale chose this terminology because dynamic inefficiency is a novel feature that arises in Samuelson's overlapping generations model but is absent from classical infinite horizon models with a representative agent.

*Proposition 2.* In the deterministic version of our model, with  $w_t(S) = w$  for any date  $t$  and any state  $S$ , the following results hold:

*i)* When the autarkic interest rate is less than the population growth rate, ( $\frac{1}{\beta} < \pi + n$ ), the golden rule steady state,  $b_1 > 0$ , is locally unstable and the autarkic steady state,  $b_2 = 0$ , is locally stable. In this case autarky is both stable and dynamically inefficient.

*ii)* When the autarkic interest rate is greater than the population growth rate, ( $\frac{1}{\beta} > \pi + n$ ), the golden rule steady state,  $b_1 < 0$ , is locally stable and the autarkic steady state,  $b_2 = 0$  is locally unstable. In this case autarky is both dynamically efficient and unstable.

What does it mean for a steady state equilibrium to be stable? Recall that we have interpreted debt as an indexed bond. It follows that stability of a steady state equilibrium implies that, locally, there will exist initial values for government debt for which a policy of rolling over the debt is feasible and leads to a sequence for government debt that converges to the steady state.

If the world is Samuelson – there is a feasible policy that rolls over the debt each period. Government debt as a fraction of gdp will shrink over time as the economy grows faster than the interest rate. This policy will have bad outcomes since it causes the economy to converge to a dynamically inefficient steady state. In this world, there is a Pareto improving policy; it is a once off transfer to existing agents, financed by debt, that takes the economy to the golden rule steady state and leaves it there.

If the world is classical, a policy in which the debt is rolled over every period is infeasible. It leads to an explosive sequence of debt and, eventually, taxes will need to be raised to restore stability. In this world, there is no Pareto improving policy since equilibria are efficient. There is however, a policy that raises the welfare of all future generations at a small cost to the current generation. By taxing a small amount from existing households and lending the money back to households, the government can select an equilibrium with  $\bar{b} < 0$  that converges to a golden rule steady state. In that steady state the government holds claims of  $b_1$ , a negative number, and every household receives a lump sum transfer each period, paid for by the interest on government assets.

In David Gales's (1973) analysis of a two-period model similar to ours, he interprets debt as a nominal variable. Under that interpretation of our model, the initial value,  $\bar{b}$  is not pinned down since the initial price level is free. In that case, there is a connection between stability of the steady state and determinacy of equilibrium. If an equilibrium is unstable, it is locally determinate since there is a unique initial

condition associated with a path for the state variable that converges to the steady state. If the steady state is stable, it is locally indeterminate.

Local indeterminacy implies that there exists a continuum of equilibrium paths converging toward the same steady state. Since the price level is free, the initial value of debt is not given and Proposition 2 implies that there exists an equilibrium path from each admissible value for the initial debt converging either to  $b_2 = 0$  or to  $b_1 < 0$  depending on whether  $\beta(\pi + n)$  is larger or lower than 1.

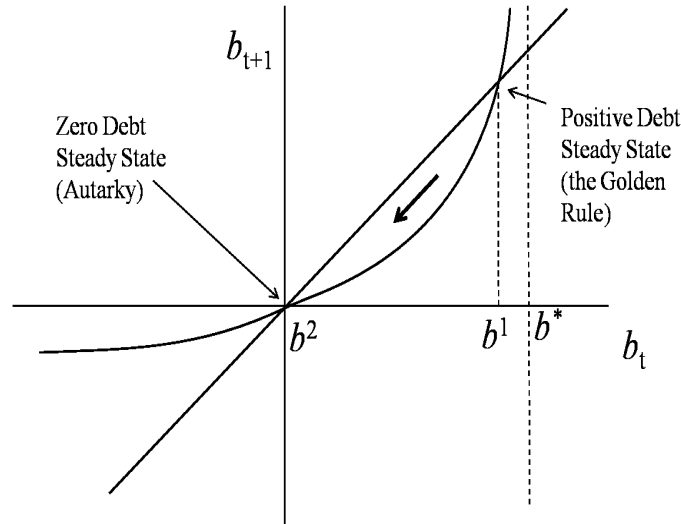


FIGURE 1. Equilibrium in the Samuelson Case

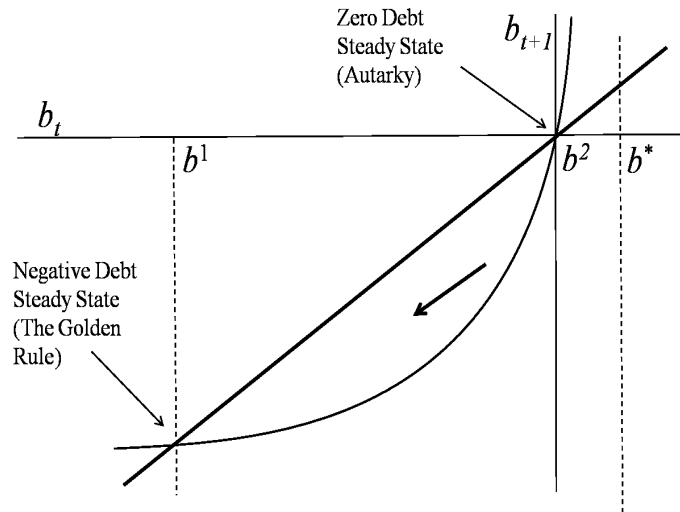


FIGURE 2. Equilibrium in the Classical Case

In a Samuelson economy in which  $b_t$  is interpreted as a nominal variable, there is a one parameter family of perfect-foresight equilibria converging asymptotically to the zero debt steady state. At this steady state households can borrow and lend at an

interest rate of  $1/\beta$  (see Figure 1). The only perfect foresight equilibrium converging to the positive debt golden rule steady state, is the one that begins with a price level that exactly supports that steady state as an equilibrium.

In a classical economy in which  $b_t$  is interpreted as a nominal variable, there exists an unstable (determinate) no-debt steady state, and a stable (indeterminate) negative debt steady state. Any initial interest rate, different from  $1/\beta$ , generates a perfect foresight equilibrium converging to the negative-debt steady state equilibrium (see Figure 2).

### IX. STOCHASTIC DYNAMICS: THE CASE OF INDEXED DEBT

Equation (30) must hold each period in any rational-expectation equilibrium. To parameterize uncertainty we assume that  $w_t$  is *i.i.d.*, and drawn each period from a distribution  $F(w)$  with bounded support  $[1, \bar{w}]$ . We assume further that  $F(w)$  is common knowledge. We normalize the lower bound of the support to unity since it simplifies some algebra in the proofs.

To analyze equilibria of the stochastic model, we will consider two cases. Suppose first that debt is denominated in units of the consumption commodity and that the economy begins with per-capita debt of  $\bar{b}$  which may be positive or negative. In this case, since debt is chosen at date  $t$ ,  $b_{t+1}$  is in the date  $t$  information set. An equilibrium sequence of values of per-capita debt must satisfy the equation,

$$b_t = (\pi + n)\beta\pi w_t(S)\Psi(b_{t+1}), \quad (43)$$

$$b_1 = \bar{b}, \quad (44)$$

where the function  $\Psi(b_{t+1})$  is defined by integrating the right hand side of Equation (45) over future uncertainty.

$$\Psi(b_{t+1}) = \int \left[ \frac{b_{t+1}}{\pi w' + (1 - \beta\pi)nb_{t+1}} \right] dF(w'). \quad (45)$$

The following lemma provides an expression of  $b_{t+1}$  as a function of the endowment  $w_t$  and the current level of debt  $b_t$ .

*Lemma 1.* There exists an increasing function  $f(x) : [-\infty, b^*] \rightarrow [-\infty, +\infty]$  with  $b^* = (\pi + n)\beta\pi/(1 - \beta\pi)n$ ,<sup>4</sup> and the following properties

- (i)  $f(0) = 0$ ,
- (ii)  $\lim_{x \rightarrow b^*} f(x) = +\infty$ ,
- (iii)  $\lim_{x \rightarrow -\infty} f(x) = -\infty$ .

<sup>4</sup>Note that if we consider a bounded support  $[\underline{w}, \bar{w}]$  for the distribution  $F(w)$ , the upper bound  $b^*$  becomes  $(\pi + n)\beta\pi\underline{w}/(1 - \beta\pi)n$  and we get  $\lim_{\underline{w} \rightarrow 0} b^* = 0$ . In order to be able to consider positive values for  $b$  and to simplify the formulation, we have normalized the lower bound  $\underline{w}$  to 1.



(iv) Any bounded sequence of debt that satisfies the equation

$$b_{t+1} = f\left(\frac{b_t}{w_t}\right), \tag{46}$$

for  $b_1 = \bar{b}$  is an equilibrium.

*Proof:* Applying the inverse function theorem allows us to invert Equation (43) and to derive the result. □

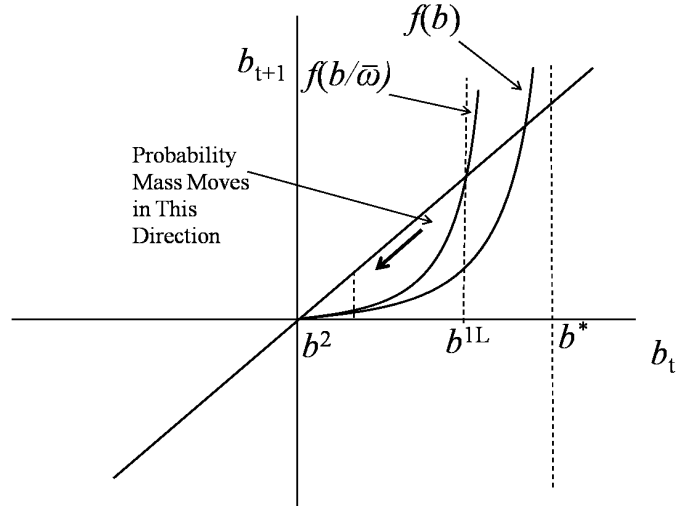


FIGURE 3. Stochastic Equilibrium in the Samuelson Case

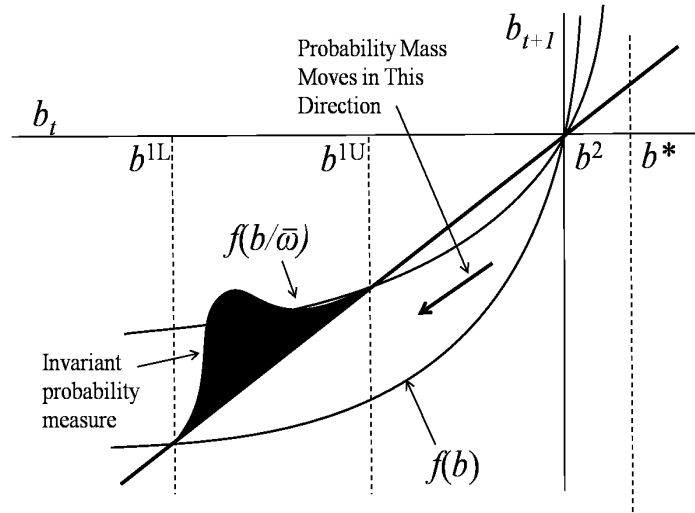


FIGURE 4. Stochastic Equilibrium in the Classical Case

Using this lemma we state the characteristics of an equilibrium for this economy in the following proposition.

*Proposition 3.* (i) If the economy is Samuelson, there exists a number  $b^{1L} \in (0, b^*)$  and an initial debt level  $\bar{b}$  such that if  $0 < \bar{b} < b^{1L}$ , the policy of rolling over the debt can be supported as an equilibrium in which debt follows Equation (46) and

$$\lim_{t \rightarrow \infty} Prob(b_t > 0) \rightarrow 0. \quad (47)$$

If  $\bar{b} \in [-\infty, 0] \cup [b^{1L}, +\infty]$ , the policy of rolling over debt cannot be supported as an equilibrium.

(ii) If the economy is Classical, there exist numbers  $b^{1L}$  and  $b^{1U}$  where  $-\infty < b^{1L} < b^{1U} < 0$ , and an initial debt  $\tilde{b}$  such that if  $-\infty < \tilde{b} < 0$  the policy of rolling over the debt can be supported as an equilibrium in which debt follows Equation (46). Further, there exists an invariant measure  $\phi(x)$  such that

$$\lim_{t \rightarrow \infty} Prob(b^{1U} < b_t < b^{1L}) \rightarrow \int_{b^{1U}}^{b^{1L}} \phi(x) dx. \quad (48)$$

If  $\tilde{b} > 0$ , the policy of rolling over debt cannot be supported as an equilibrium.

*Proof.* The dynamic equation of debt as given by Equation (46) is a Markov process.

(i) Consider first the Samuelson case in which this Markov process is defined over the interval  $[0, b^*]$ . As shown in Figure 3, there exists a number  $b^{1L} \in (0, b^*)$  as defined by  $b^{1L} = f(b^{1L}/\bar{w})$ , such that if  $b \in [0, b^{1L}]$ ,  $f(b/w)$  remains bounded for each  $w \in [1, \bar{w}]$ . Following Futia (1982), this Markov process defines a Markov operator  $T$  on the Banach space of bounded functions on the interval  $[0, b^{1L}]$  as

$$Th(b) \equiv \int h(f(b/w)) dF(w)$$

The proof is then based on various Definitions and Theorems provided in Futia (1982). It follows from Theorem 4.6 and Proposition 4.4 that  $T$  is a weakly compact operator, and hence quasi-compact. Moreover,  $f(b/w)$  maps the interval  $[0, b^{1L}]$  into itself for each  $w \in [1, \bar{w}]$ . It follows from Definition 2.1 that  $T$  is a stable operator which is thus equicontinuous as shown by Theorem 3.3. We can then conclude from Theorem 2.9 that there exists a degenerate invariant distribution such that  $\lim_{t \rightarrow \infty} Prob(b_t > 0) \rightarrow 0$  since  $f'(0) < 1$  for any  $w \in [1, \bar{w}]$ .

(ii) Consider now the Classical case. As shown in Figure 4, there exists a number  $b^{1L}$  as defined by  $b^{1L} = f(b^{1L})$  such that the Markov process (46) is defined over the bounded interval  $[b^{1L}, 0]$ . Following Futia (1982), this Markov process defines a Markov operator  $T$  on the Banach space of bounded functions on the interval  $[b^{1L}, 0]$  as

$$Th(b) \equiv \int h(f(b/w)) dF(w)$$

The proof is again based on various Definitions and Theorems provided in Futia (1982). It follows from Theorem 4.6 and Proposition 4.4 that  $T$  is a weakly compact operator, and hence quasi-compact. Moreover, we derive from Definition 2.1 that since  $f(b/w)$  maps the interval  $[b^{1L}, 0]$  into itself for each  $w \in [1, \bar{w}]$ ,  $T$  is a stable operator which is thus equicontinuous as shown by Theorem 3.3. We can then conclude from Theorem 2.9 that an invariant distribution  $\phi(x)$  exists and is defined over the subset  $[b^{1L}, b^{1U}]$  with  $b^{1U}$  such that  $b^{1U} = f(b^{1U}/\bar{w})$ . To conclude the proof, we need finally to consider the case in which the initial debt is such that  $\tilde{b} < b^{1L}$ . Since  $f'(b/w) < 1$  for any  $b \in (-\infty, b^{1L})$  and  $w \in [1, \bar{w}]$ , we get  $b_{t+1} = f(b_t/w_t) < b_t$  for any  $b_t \in (-\infty, b^{1L})$  and  $w_t \in [1, \bar{w}]$ . As a result, there exists  $\tau > 0$  such that for any  $t > \tau$ ,  $b_t \in (b^{1L}, 0)$  and the previous argument applies.  $\square$

Proposition 3 is illustrated in Figures 3 and 4.

## X. STOCHASTIC DYNAMICS: THE CASE OF MONEY

There is a second case of interest in which  $b_t$  is denominated in units of account. This is what Samuelson (1958) called money. David Gale has analyzed the dynamics of the non-stochastic two-period model and Farmer and Woodford (1997) have studied a stochastic version of it. Our perpetual youth model behaves very much like the stochastic two-period case studied by Farmer and Woodford.

When  $b_t$  is denominated in nominal units, Equation (30) must still hold each period in a rational-expectation equilibrium. But now there is no initial condition and  $b_{t+1}$  is no longer in the date  $t$  information set. It is a random variable that depends on the realization of the period  $t + 1$  price level. Consider the following change of variables

$$x_t = \frac{b_t}{w_t}. \quad (49)$$

Using this new variable we can write Equation (30) as follows,

$$x_t = \lambda_1 \mathbf{E}_t \left[ \frac{x_{t+1}}{\pi + \lambda_2 x_{t+1}} \right], \quad (50)$$

where  $\lambda_1 \equiv (\pi + n)\beta\pi$  and  $\lambda_2 \equiv (1 - \beta\pi)n$ . The fact that  $b_{t+1}$  is not in the date  $t$  information set means that we can treat  $x_{t+1}$  as a random variable, determined at date  $t + 1$ . As in Proposition 3, we derive the characteristics of an equilibrium in terms of debt to endowment ratio.

*Proposition 4.* (i) If the economy is Samuelson then the number  $x^* = \frac{\lambda_1 - \pi}{\lambda_2}$  is positive. In this case, if the initial debt to endowment ratio satisfies the restriction  $0 < \bar{x} < x^*$ ,

the policy of rolling over the debt can be supported as an equilibrium in which debt follows Equation (50) and

$$\lim_{t \rightarrow \infty} x_t = 0. \quad (51)$$

If  $\bar{x} \in [-\infty, 0] \cup [x^*, +\infty]$ , the policy of rolling over debt cannot be supported as an equilibrium.

(ii) If the economy is Classical, then the number  $x^* = \frac{\lambda_1 - \pi}{\lambda_2}$  is negative. In this case, if the initial debt to endowment ratio satisfies the restriction  $-\infty < \bar{x} < 0$ , the policy of rolling over the debt can be supported as an equilibrium in which debt follows Equation (50) and

$$\lim_{t \rightarrow \infty} x_t = x^*. \quad (52)$$

If  $\bar{x} > 0$ , the policy of rolling over debt cannot be supported as an equilibrium.

*Proof:* Applying the inverse function theorem allows us to invert Equation (50) and to get

$$x_{t+1} = \frac{\pi x_t}{\lambda_1 - \lambda_2 x_t} \equiv G(x_t)$$

We easily derive that there are two steady states which are solutions of  $G(x) = x$ , namely 0 and  $x^* = (\lambda_1 - \pi)/\lambda_2$ . The results follow from the fact that  $G'(0) = \pi/\lambda_1$  and  $G'(x^*) = \lambda_1/\pi$ . □

Although  $x_t$  is non-stochastic in the equilibria described in this proposition, debt itself is a random variable that fluctuates in proportion to the endowment. Since the convergent steady states are indeterminate in this proposition, the techniques discussed in Farmer and Woodford (1997) allow the construction of sunspot equilibria in the neighborhood of the steady state. For the monetary economy, we can also support equilibria at the determinate steady states.

*Proposition 5.* (i) If the economy is Samuelson, and if the initial value of debt is non-negative, there exists a stochastic golden rule equilibrium in which

$$x_t = x^*. \quad (53)$$

(ii) If the economy is Classical, there exists a stochastic autarkic equilibrium in which

$$x_t = 0. \quad (54)$$

In the Samuelson case, the price level adjusts each period to keep the ratio of debt to the endowment constant. In the classical case, existing debt is repudiated by an instantaneous hyperinflation that wipes it out. In this equilibrium money has no value.

## XI. CONCLUSION

We have shown how to solve a discrete time version of the perpetual youth model by assuming the existence of complete financial markets. Our model provides applied researchers with a tool to study the effects of fiscal policy without introducing uncertainty in an ad hoc manner. We showed that, when preferences are logarithmic, the model behaves a lot like a pure-trade version of the two-period overlapping generations model and, like that model, government debt has important effects on the real interest rate and on intertemporal allocations. Our solution technique should prove useful in the analysis of calibrated macroeconomic models that drop the representative agents assumption, a step that is critical to an assessment of the long term effects of government debt on employment, output and welfare.

## APPENDIX A

**Deriving the Human Wealth Equation.** Using Equation (1) and Definitions (14) and (15),

$$\begin{aligned}
\sum_{i \in \mathcal{A}_t} h_t^i(S) &= \sum_{i \in \mathcal{A}_t} w_t^i(S) + \sum_{S' \in \mathbf{S}} Q_t^{t+1}(S') \pi \sum_{i \in \mathcal{A}_t} h_{t+1}^i(S') \\
\Leftrightarrow N_t h_t(S) &= W_t(S) + \sum_{S'} Q_t^{t+1}(S') [N_{t+1} - nN_t] h_{t+1}(S') \\
\Leftrightarrow N_t h_t(S) &= N_t w_t(S) + \pi \sum_{S'} Q_{t+1}(S') N_t h_{t+1}(S') \\
\Leftrightarrow h_t(S) &= w_t(S) + \pi \sum_{S'} Q_{t+1}(S') h_{t+1}(S').
\end{aligned} \tag{55}$$

Line 2 follows from line 1 using the definitions of aggregate wealth and aggregate human wealth and by recognizing that the human wealth of the old at date  $t + 1$  is equal to total human wealth  $N_{t+1} h_{t+1}$  minus the human wealth of the new generation which has  $nN_t$  members. Line 3 uses equation (1) to replace  $(N_{t+1} - nN_t)$  by  $\pi N_t$  and the final line follows from canceling  $N_t$ .

**Deriving the Pricing Kernel.** We begin with Equation (11), the agent's Euler equation. Aggregating this equation over the set  $\mathcal{A}_t$  of agents that are alive at date  $t$ , we obtain the expression

$$Q_t^{t+1}(S') \sum_{i \in \mathcal{A}_t} c_{t+1}^i(S') = \beta p(S') \sum_{i \in \mathcal{A}_t} c_t^i(S). \tag{56}$$

We can obtain an expression for the right hand side of this equation in terms of the aggregate endowment since from market clearing we know that

$$\sum_{i \in \mathcal{A}_t} c_t^i = \sum_{i \in \mathcal{A}_t} w_t^i = W_t. \quad (57)$$

To find a simple equation that describes equilibrium, we need an expression for  $\sum_{i \in \mathcal{A}_t} c_{t+1}^i(S')$  in terms of the aggregate variables  $H_t$ ,  $W_t$  and  $B_t$ . We will use two facts. First, the consumption of all agents is the same linear function of their wealth. Second, every aggregate variable can be split into a sum over new born agents and existing ones.

Using the aggregation definition, Equation (13), and market clearing, it follows that

$$W_{t+1}(S') = \sum_{i \in \mathcal{A}_{t+1}} c_{t+1}^i(S') = \pi \sum_{i \in \mathcal{A}_t} c_{t+1}^i(S') + \sum_{i \in \mathcal{N}_{t+1}} c_{t+1}^i(S'). \quad (58)$$

Recall that newborns do not own Arrow securities. Their wealth is in the form of human wealth. Using the policy function (12) evaluated at date  $t + 1$  we can find an expression for newborn consumption in terms of human wealth. Since the number of newborns at date  $t + 1$  is  $nN_t$ , we can write this expression as follows,

$$\sum_{i \in \mathcal{N}_{t+1}} c_{t+1}^i(S') = (1 - \beta\pi)nN_t h_{t+1}(S'). \quad (59)$$

Combining Equations (57), (56), (58) and (59) leads to the expression

$$Q_t^{t+1}(S') = \frac{\pi\beta p(S')W_t(S)}{[W_{t+1}(S') - (1 - \beta\pi)nN_t h_{t+1}(S')]} \quad (60)$$

Dividing top and bottom by  $N_t$  gives an expression for  $Q_t^{t+1}(S')$  in terms of per capita variables  $w_t$  and  $h_t(S)$ .

$$Q_t^{t+1}(S') = \frac{\pi\beta w_t(S)p(S')}{(\pi + n)w_{t+1}(S') - (1 - \beta\pi)nh_{t+1}(S')} \quad (61)$$

which is Equation (23) in the body of the paper. This equation gives the equilibrium value of the price of an Arrow security.

## REFERENCES

- BARRO, R. J. (1974): "Are Government Bonds Net Wealth?," *Journal of Political Economy*, 82(6), 1095–1117.
- BLANCHARD, O. J. (1985): "Debt, Deficits, and Finite Horizons," *Journal of Political Economy*, 93(April), 223–247.

- BLOISE, G., AND F. L. CALCIANO (2008): "A Characterization of Inefficiency in Stochastic Overlapping Generations Economies," *Journal of Economic Theory*, 143, 442–468.
- BOTMAN, D., D. LAXTON, D. MUIR, AND A. ROMANOV (2006): "A New-Open Economy-Macro Model for Fiscal Policy Evaluation," *IMF Working Paper 06/45*.
- CASS, D., AND K. SHELL (1983): "Do Sunspots Matter?," *Journal of Political Economy*, 91, 193–227.
- CHATTOPADHYAY, S. (2005): "Optimality in Stochastic OLG Models: Theory for Tests," *Journal of Economic Theory*, 131, 282–292.
- CHATTOPADHYAY, S., AND P. GOTTARDI (1999): "Stochastic OLG Models, Market Structure, and Optimality," *Journal of Economic Theory*, 89, 21–67.
- DIAMOND, P. A. (1965): "National Debt in a Neoclassical Growth Model," *American Economic Review*, 55(December), 1126–1150.
- DUFFIE, D., AND C. HUANG (1985): "Implementing Arrow-Debreu Equilibria by Continuous Trading of Few Long-Lived Securities," *Econometrica*, 53(6), 1337–1356.
- FARMER, R. E. A. (2009): "Fiscal Policy Can Prevent Unemployment But There is Better Alternative," *CEPR DP7526*.
- FARMER, R. E. A., AND M. WOODFORD (1984): "Self-fulfilling Prophecies and the Business Cycle," *Caress Working Paper 84-12*.
- (1997): "Self-fulfilling Prophecies and the Business Cycle," *Macroeconomic Dynamics*, 1(4), 740–769.
- FUTIA, C. A. (1982): "Invariant Distributions and the Limiting Behavior of Markovian Economic Models," *Econometrica*, 50(2), 377–408.
- GALE, D. (1973): "Pure Exchange Equilibrium of Dynamic Economic Models," *Journal of Economic Theory*, 6, 12–26.
- GANELLI, G. (2003): "Useful Government Spending, Direct Crowding Out and Fiscal Policy Interdependence," *Journal of International Money and Finance*, 22, 87–103.
- (2005): "The New Open Economy Macroeconomics of Government Debt," *Journal of International Economics*, 65, 167–184.
- GHIRONI, F. (2003): "Macroeconomic Interdependence Under Incomplete Markets," *Boston College WP 471*.
- IMROHOROGLU, A., S. IMROHOROGLU, AND D. H. JOINES (1999): "Social Security in an Overlapping Generations Economy with Land," *Review of Economic Dynamics*, 2, 638–665.

- KOTLIKOFF, L. J., AND L. H. SUMMERS (1981): "The Role of Intergenerational Transfers in Aggregate Capital Accumulation," *Journal of Political Economy*, 89(4), 706–732.
- RIOS-RULL, V. (1996): "Life-Cycle Economies and Aggregate Fluctuations," *Review of Economic Studies*, 63, 465–489.
- SAMUELSON, P. A. (1958): "An Exact Consumption-Loan Model of Interest with or without the Social Contrivance of Money," *Journal of Political Economy*, 66, 467–482.
- SPEAR, S. (1985): "Rational expectations in the overlapping generations model," *Journal of Economic Theory*, 35, 251–275.
- TALMAIN, G. (1999): "On the Number of Currencies Needed to Implement the Complete Asset Market Allocation," *Journal of Mathematical Economics*, 31, 251–263.
- WEIL, P. (1989): "Overlapping Generations of Infinitely Lived Agents," *Journal of Public Economics*, 38, 183–198.
- ZILCHA, I. (1991): "Characterizing Efficiency in Stochastic Overlapping Generations Models," *Journal of Economic Theory*, 55, 1–16.

UCLA, UNIVERSITY OF MEDITERRANEAN AND GREQAM, CNRS-GREQAM AND EDHEC